

GENESIS® Breeder Feeder

The Double Pan Feeding System



Let's grow together.



Patented
(Additional
Patents Pending)

Specially created by Chore-Time for broiler breeders, Chore-Time's GENESIS® Feeder is designed to provide simultaneous feeding of all birds with more eating space and reduced feed waste!

The Genius of Chore-Time's GENESIS® Feeder Is How It Multiplies Feeding Space

- The GENESIS® Feeder's unique double pan feeds 50 percent more birds than a chain feeder – 72 birds per 12 linear feet (3.66 m) of GENESIS® Feeder compared to 48 on 12 feet (3.66 m) of chain feeder trough.
- With 18 grill openings per pan, the GENESIS® Breeder Feeder also reduces feed waste and provides immediate delivery of feed to every pan in the house every time the feeder loop runs – without tube indexing.
- More eating space, uniform feed delivery and less waste are just a few of the advantages of double pan feeding with the GENESIS® Feeder. Read on to learn more!



Find your independent authorized Chore-Time distributor in our online distributor finder.

Multiply Your Feeder Space

- The GENESIS® Breeder Feeder offers 18 grill openings at every feeder – more than any other pan feeder.
- With four pans per 12 foot (3.66 m) tube, the GENESIS® Breeder Feeder offers 50 percent more bird space than chain feeders.
- The feeder pans' 45-degree angle on the feeder tube permits a variety of feeder configurations while still giving birds eating comfort and easy access to drinkers and nests.
- Configure houses with multiple loops up to 600 feet (183 m) long each.
- With the GENESIS® Feeder you can choose – more birds or fewer feeder pans – while still giving every bird more eating space than at a chain feeder. And with the GENESIS® Breeder Feeder, all your birds are presented with an immediate, uniform feed ration every time the feeder runs.

Comfort

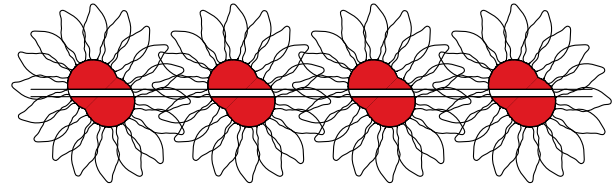
- The GENESIS® Breeder Feeder is ergonomically designed for comfortable perimeter eating.
- The breeder feeder features Chore-Time's patented scalloped grill as well as upper grill openings that deliver more light and air to birds while they eat.
- The adjustable grill opening keeps roosters from competing with hens for feed.
- Birds not only have easy access to feed but also easier access to water and nests due to the feeder's unique 45-degree angle on the feeder tube.



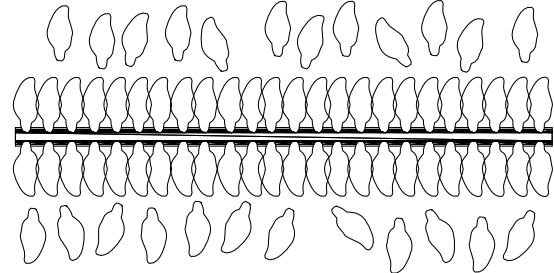
Multiply Your Feeder Space with the GENESIS® Breeder Feeder

Fit 24 more birds at 12 linear feet (3.66 m) of the GENESIS® Feeder than on 12 feet (3.66 m) of chain feeder trough – 50% more birds!


72 birds per 12-foot (3.66 m) 4-pan GENESIS® Feeder Tube



At 6 inches (15 cm) per bird, you could feed just 48 birds at 12 feet (3.66 m) of trough.



At 6 inches (15 cm) per bird, you could feed just 48 birds at 12 feet (3.66 m) of trough.




Uniformity

- GENESIS® Feeders are able to uniformly deliver the quantity of feed specified by the integrator to every pan in feeder system loops up to 600 feet (183 m) long.
- Restricted dietary needs are no problem with the GENESIS® Feeder!
- The circulating loop system maintains the feed ration in the feeder tube until feeding time, when all birds are presented with an identical quality ration – no picking over of feed.
- The result? More uniform feed is a key contributor to more uniform egg production for breeders, and ultimately to producing more uniform broilers.



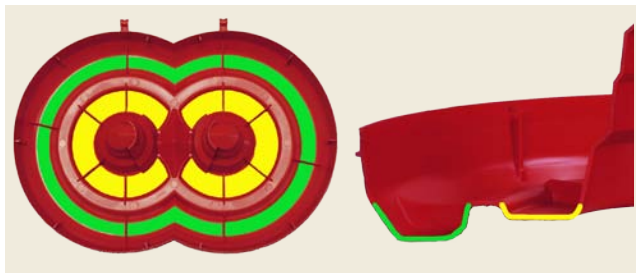
Let's grow together.



GENESIS® Breeder Model

Reduced Feed Waste Adds Up to Real Savings

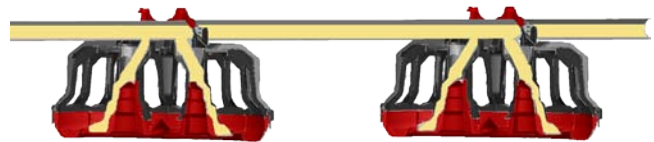
- With Chore-Time's GENESIS® Feeders, birds exhibit feed-conserving eating behavior. Birds tend to keep their heads over the GENESIS® feeder pans while eating, so any dropped feed falls back in the pans.
- The feeder's built-in catch area holds dropped feed for the birds to eat, while feed fins incorporated in the pan help to maintain the feed level and to prevent feed waste.
- Test house results show savings of up to eight tons (7.4 MT) of feed per 10,000-bird flock in well-managed houses!



Images show the GENESIS® Feeder's two levels. The upper level (shown in yellow) is the eating area. The lower level (shown in green) is a feed-saving area where birds clean up dropped feed.

Simultaneous Feed at Every Pan and Every Feeding Space!

- Dual feed inlets in every feeder promote even feed distribution as well as improved feed flow to the bird eating area for a variety of feed types.



- With GENESIS® Feeders, the feeder loop stays filled for immediate delivery of feed to every pan in the house – at start-up, as well as every time the feeding system runs.
- Fast auger speed in the loop – 165 feet per minute (50 meters per minute) – recharges feed quickly so the feeder is ready for the next run time.



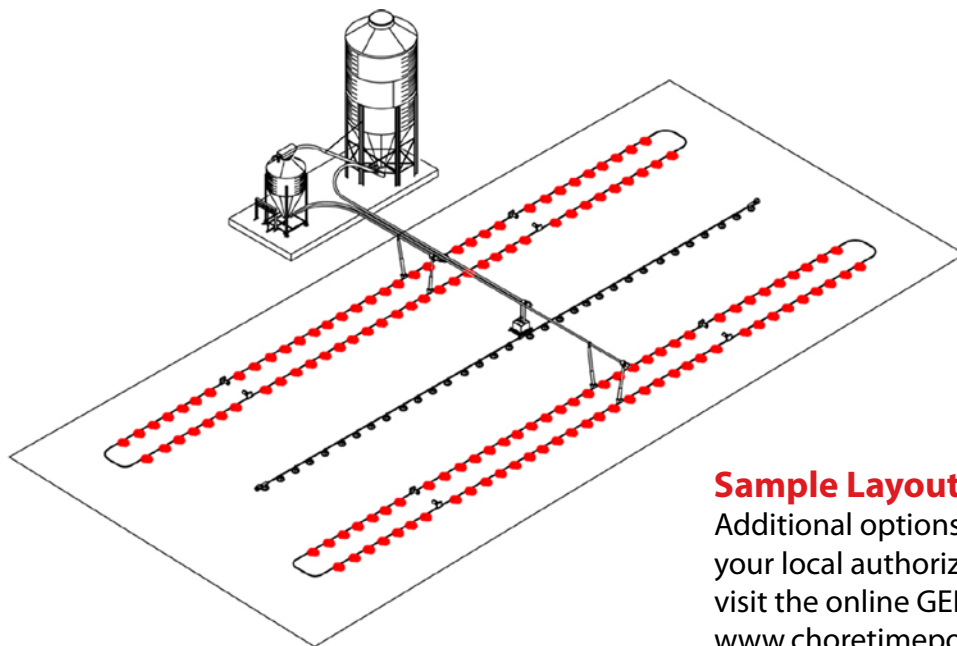
The unique GENESIS® Control Pan, together with the feeder control, fills the feeder loop at the end of each feeding to ensure feed availability for the next time the feeder runs.

Breeder Feeder Space Comparison

GENESIS® Feeder		Chain Feeder
Tube Configuration	Maximum Recommended Birds per Tube	Total Birds at Six Inches (15 cm) per Bird
4 pan 12 ft. (3.66 m)	72	48
3 pan 10 ft. (3.05 m)	54	40

Breeder Feeder Specifications

Recommended Feed Level Setting	#2
Flood Windows	Available as an option
Adjustable Grill	Yes
Birds per Pan	17-18
Pan Spacing Options	4 per 12 foot (3.66 m) tube 3 per 10 foot (3.05 m) tube
Maximum Loop Length	600 feet (183 meters)
Feed Delivery Speed	165 feet (50 m) per minute for mash, crumbles or pellets



GENESIS® Breeder Model Grill Options

Grill opening height and width are adjustable for hen access to feed while also excluding roosters.


	Inches	mm
Width	1.61-1.96	41-50
Height	2.17-2.95	55-75

Grill adjustment increments of 1 mm for width and 5 mm for height.



Cleaning and Maintenance

- Pans swing down for cleaning on a pair of hinges with incorporated hinge locks.
- Standard two-piece cone top allows easy pan replacement without disassembling the feeder loop.



Sample Layout

Additional options are available – contact your local authorized Chore-Time Distributor or visit the online GENESIS® Feeder Calculator at www.choretimepoultry.com/calculator.php. Straight-line model also available.

Visit our web site to find your independent authorized Chore-Time distributor.



Let's grow together.



Tel. +1.574.658.4101
choretime@choretime.com
www.choretime.com

Feeding | Drinking | Controls | Ventilation | Heating | Housing | Feed Storage